




TITAN FLOW CONTROL, INC.

"Y" (WYE) STRAINER ♦ BUTT WELD ENDS

ANSI CLASS 300 ♦ CARBON AND STAINLESS STEEL

MODELS: YS 63-CS
(CARBON STEEL)

YS 63-SS
(STAINLESS STEEL)



3" YS 63-CS

SIZE RANGE: 1/2" ~ 12"

FEATURES

- ♦ **LARGE STRAINING CAPACITY**
WITH ITS LARGE BODY AND SIZABLE STRAINING ELEMENT, THE YS63 PROVIDES EXCELLENT OPEN AREA RATIOS THAT ARE TYPICALLY TWO-AND-A-HALF TIMES LARGER THAN THE CORRESPONDING PIPELINE.
- ♦ **PRECISION MACHINED SEATS**
PRECISION MACHINED SCREEN SEATS IN BOTH THE BODY AND CAP HELP TO ENSURE ACCURATE POSITIONING OF THE SCREEN DURING REASSEMBLY AFTER CLEANING. ALSO, THE MACHINED BODY SEATS ENABLE FINER FILTRATION BY PREVENTING DEBRIS BYPASS.
- ♦ **SELF-CLEANING CAPABILITY**
WITH A TAPPED NPT BLOW-OFF CONNECTION, THIS UNIT CAN BE FITTED WITH A BLOW-DOWN VALVE WHICH FACILITATES CLEANING OF THE STRAINING ELEMENT. PLEASE CONTACT FACTORY FOR MORE INFORMATION.
- ♦ **EPOXY PAINTED**
CARBON STEEL UNITS ARE EPOXY PAINTED TO HELP RESIST RUST AND CORROSION. TITAN FCI ALSO OFFERS EPOXY COATING AS AN OPTION FOR THE YS63.
- ♦ **OPTIONAL COVER DESIGNS**
TITAN'S YS63 IS AVAILABLE WITH DIFFERENT COVER OPTIONS INCLUDING SWING, CLAMP, AND HINGE TYPE COVERS. PLEASE CONSULT FACTORY FOR MORE INFORMATION ON THESE OPTIONS.
- ♦ **GAUGE TAPS AVAILABLE**
PLEASE REQUEST GAUGE TAPS (AS SHOWN IN PICTURE) WHEN REQUIRED. GAUGE TAPS MAY BE STANDARD ON SOME MODELS. FOR MORE INFORMATION, CONSULT FACTORY.

TECHNICAL

PRESSURE/TEMPERATURE RATING CS - ASTM A216 GR. WCB - CLASS 300

WOG (Non-shock): 740 PSI @ 100 °F
Saturated Steam: 300 PSI @ 420 °F
Maximum Liquid: 400 PSI @ 800 °F

PRESSURE/TEMPERATURE RATING SS - ASTM A351 GR. CF8M - CLASS 300

WOG (Non-shock): 720 PSI @ 100 °F
Saturated Steam: 300 PSI @ 420 °F
Maximum Liquid: 350 PSI @ 1000 °F

- The above listed temperatures are theoretical and may vary during actual operating conditions.
- Carbon Steel not recommended for prolonged use above 800 °F.
- Stainless Steel not recommended for prolonged use above 1000 °F.

APPLICATIONS

CARBON STEEL PROPERTIES: CARBON STEEL PERFORMS EXCEPTIONALLY WELL IN HIGH TEMPERATURES, UP TO 800°F IN CONTINUOUS SERVICE. IT PROVIDES HIGH RESISTANCE TO SHOCK, VIBRATION, PIPING STRAINS, AND FIRE AND FREEZING HAZARDS. CARBON STEEL STRAINERS ARE OFTEN USED IN THE OIL AND PETROCHEMICAL INDUSTRIES.

STAINLESS STEEL PROPERTIES: STAINLESS STEEL IS COMMONLY SPECIFIED FOR HIGH TEMPERATURE SERVICE, UP TO 1000°F IN CONTINUOUS SERVICE. STAINLESS STEEL STRAINERS ARE COMMONLY FOUND IN THE CHEMICAL, FOOD, AND PHARMACEUTICAL INDUSTRIES.

The above data represents common market and service applications. No representation or guarantee, expressed or implied, is given due to the numerous variations of concentrations, temperatures and flow conditions that may occur during actual service.

TITAN FLOW CONTROL, INC.

YOUR PIPELINE TO THE FUTURE!

Tel: 910-735-0000 ♦ Fax: 910-738-3848 ♦ titan@titanfci.com ♦ www.titanfci.com
290 Corporate Drive ♦ PO Box 7408 ♦ Lumberton, NC 28358



TITAN FLOW CONTROL, Inc.

290 Corporate Drive
Lumberton, NC 28358
Tel: 910.735.0000

E-mail: titan@titanfci.com
Web: www.titanfci.com
Fax: 910.738.3848

WYE STRAINER

YS 63-CS - (Carbon Steel)
YS 63-SS - (Stainless Steel)

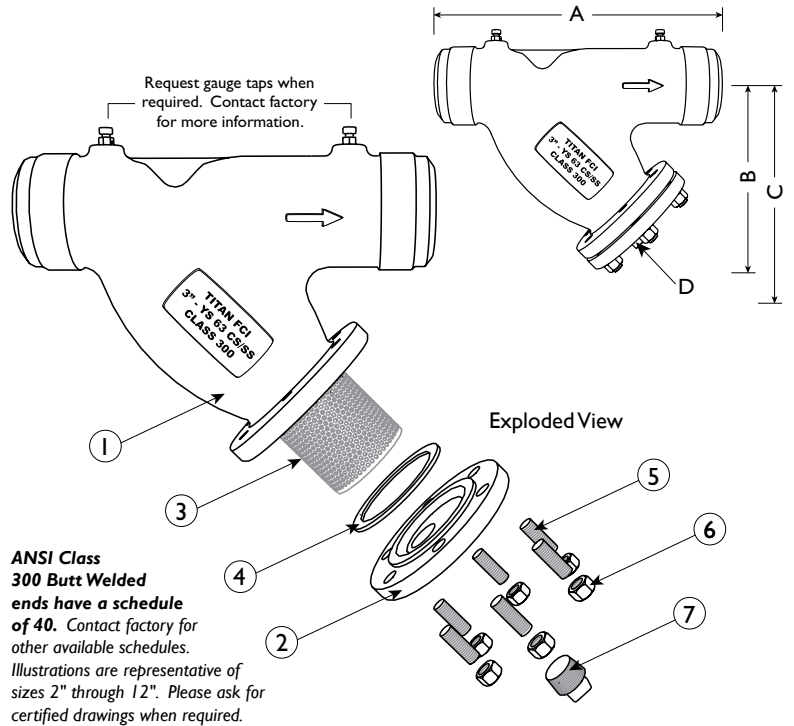
Butt Welded Ends • Carbon & Stainless Steel

ANSI Class 300

BILL OF MATERIALS ⁽¹⁾

| No. | PART | YS 63-CS ⁽⁵⁾ | YS 63-SS |
|-----|----------------------------------|---------------------------------|----------------------------------|
| 1 | Body ⁽²⁾ | Carbon Steel A216 Gr. WCB | Stainless Steel A351 Gr. CF8M |
| 2 | Cover | Carbon Steel A216 Gr. WCB | Stainless Steel A351 Gr. CF8M |
| 3 | Straining Element ⁽³⁾ | Stainless Steel | Stainless Steel |
| 4 | Gasket ^{(3) (4)} | Stainless Steel Spiral Wound | Stainless Steel Spiral Wound |
| 5 | Studs | Alloy Steel | Stainless Steel |
| 6 | Nuts | Carbon Steel | Stainless Steel |
| 7 | NPT Plug Blow-off | Carbon Steel | Stainless Steel |

1. Bill of Materials represents standard materials. Equivalent or better materials may be substituted at the manufacturer's discretion.
2. Available in additional body materials, such as LCB, WC6, WC9, 316L, Alloy 20, and Monel.
3. Denotes recommended spare parts.
4. The cover gasket is encapsulated in a machined recessed seat. A wide range of gasket materials are available; contact factory.
5. Carbon Steel bodies are epoxy painted.



DIMENSIONS AND PERFORMANCE DATA ⁽¹⁾

| SIZE | in | 1/2 | 3/4 | 1 | 1 1/4 | 1 1/2 | 2 | 2 1/2 | 3 | 4 | 5 | 6 | 8 | 10 | 12 | |
|---|----------------|-----|-----|-------|-------|-------|-------|--------|------|-------|--------|--------|--------|--------|-------|------|
| | mm | 15 | 20 | 25 | 32 | 40 | 50 | 65 | 80 | 100 | 125 | 150 | 200 | 250 | 300 | |
| A DIMENSION FACE TO FACE ⁽²⁾ | in | C/F | C/F | 7.875 | C/F | C/F | 8.625 | 10.625 | 12.0 | 14.5 | 16.375 | 19.313 | 23.375 | 27.375 | 32.25 | |
| | mm | C/F | C/F | 200 | C/F | C/F | 219 | 270 | 305 | 368 | 416 | 491 | 594 | 695 | 813 | |
| B DIMENSION CENTER LINE TO BOTTOM | in | C/F | C/F | 5.5 | C/F | C/F | 5.25 | 6.5 | 7.0 | 8.25 | 11.25 | 13.5 | 15.75 | 19.0 | 22.25 | |
| | mm | C/F | C/F | 140 | C/F | C/F | 133 | 165 | 178 | 210 | 286 | 343 | 400 | 483 | 565 | |
| C DIMENSION SCREEN REMOVAL | in | C/F | C/F | 8.125 | C/F | C/F | 7.0 | 9.75 | 10.0 | 12.0 | 17.0 | 20.0 | 22.75 | 28.0 | 30.0 | |
| | mm | C/F | C/F | 206 | C/F | C/F | 178 | 248 | 254 | 305 | 432 | 508 | 578 | 711 | 762 | |
| D NPT Plug BLOW-OFF | in | C/F | C/F | 1/2 | C/F | C/F | 1/2 | 1 | 1 | 1 1/2 | 2 | 2 | 2 | 2 | 2 | |
| | mm | C/F | C/F | 15 | C/F | C/F | 15 | 25 | 25 | 40 | 50 | 50 | 50 | 50 | 50 | |
| ASSEMBLED WEIGHT APPROXIMATE | lb | C/F | C/F | 6.0 | C/F | C/F | 12.0 | 20.5 | 28.0 | 51.0 | 73.5 | 126.0 | 214.0 | 268.0 | 480.0 | |
| | kg | C/F | C/F | 2.7 | C/F | C/F | 5.4 | 9.3 | 12.7 | 23.1 | 33.3 | 57.1 | 97.1 | 121.6 | 217.7 | |
| Flow Coefficient | C _v | C/F | C/F | C/F | C/F | C/F | 42 | 70 | 110 | 160 | 260 | 400 | 570 | 950 | 1600 | 2200 |

1. Dimensions and weights are for reference only. When required, request certified drawings.
2. Face to face values have a tolerance of ±0.06 in (±2.0 mm) for sizes 10" and lower and a tolerance of ±0.12 in (±3.0 mm) for sizes 12" and larger.

REFERENCED STANDARDS & CODES

| CODE | DESCRIPTION |
|------------------|------------------------------------|
| ASME/ANSI B16.25 | Buttwelding Ends |
| ASME/ANSI B16.34 | Flanged, Threaded, and Welding End |

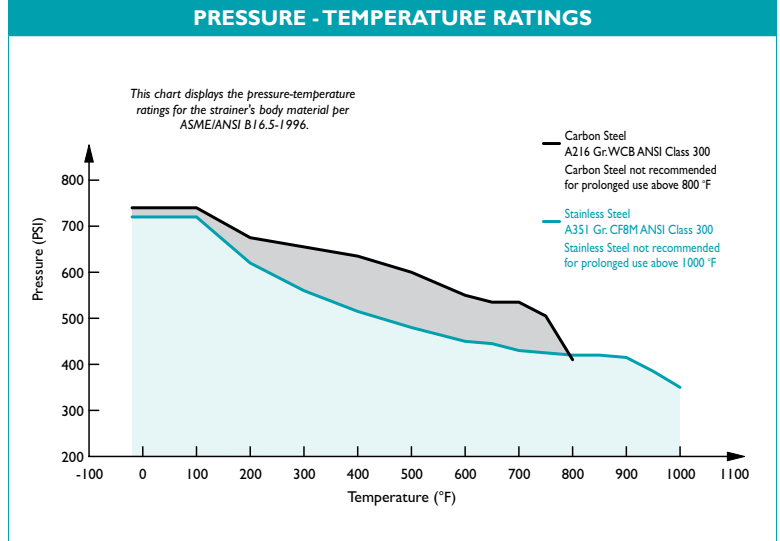
STANDARD SCREEN SELECTIONS

| Size | Liquid | Open Area | Steam | Open Area |
|-----------|--------------|-----------|---------------|-----------|
| 1/2" - 4" | 1/16 (.0625) | 41% | 1/32 (.033) | 28% |
| 5" - 8" | 1/8 (.125) | 40% | 3/64 (.045) | 36% |
| 10" - 12" | 1/8 (.125) | 40% | 30 Mesh Lined | 44.8% |

PRESSURE - TEMPERATURE RATING

| Body Material | A216 Gr. WCB | A351 Gr. CF8M |
|------------------|------------------|-------------------|
| WOG (Non-shock): | 740 PSI @ 100 °F | 720 PSI @ 100 °F |
| Saturated Steam: | 300 PSI @ 420 °F | 300 PSI @ 420 °F |
| Max Liquid: | 400 PSI @ 800 °F | 350 PSI @ 1000 °F |

PRESSURE - TEMPERATURE RATINGS



Titan FCI makes every effort to ensure the information presented on our literature accurately reflects exact product specifications. However, as product changes occur, there may be short-term differences between actual product specifications and the information contained within our literature. Titan FCI reserves the right to make design and specification changes to improve our products without prior notification. When required, request certified drawings.